

COVID-19 DAILY STATISTICS

RUTHERFORD COUNTY

Data Source: Foothills Health District

AUGUST 12, 2020

Total Tested	9,268
Total Negative Tests	8,174
Total Pending Tests	278

Total Positive Tests 816

Percent Positive of Individuals Tested	8.8%
Households Affected	517
Quarantined at Home	144
Quarantined at Hospital	15
Ages (25-49)	1
Ages (50-64)	5
Ages (65+)	9

Total Active Positives 159

Out of Quarantine	641
Deceased - Total	16
Ages (25-49)	1
Ages (50-64)	4
Ages (65+)	11

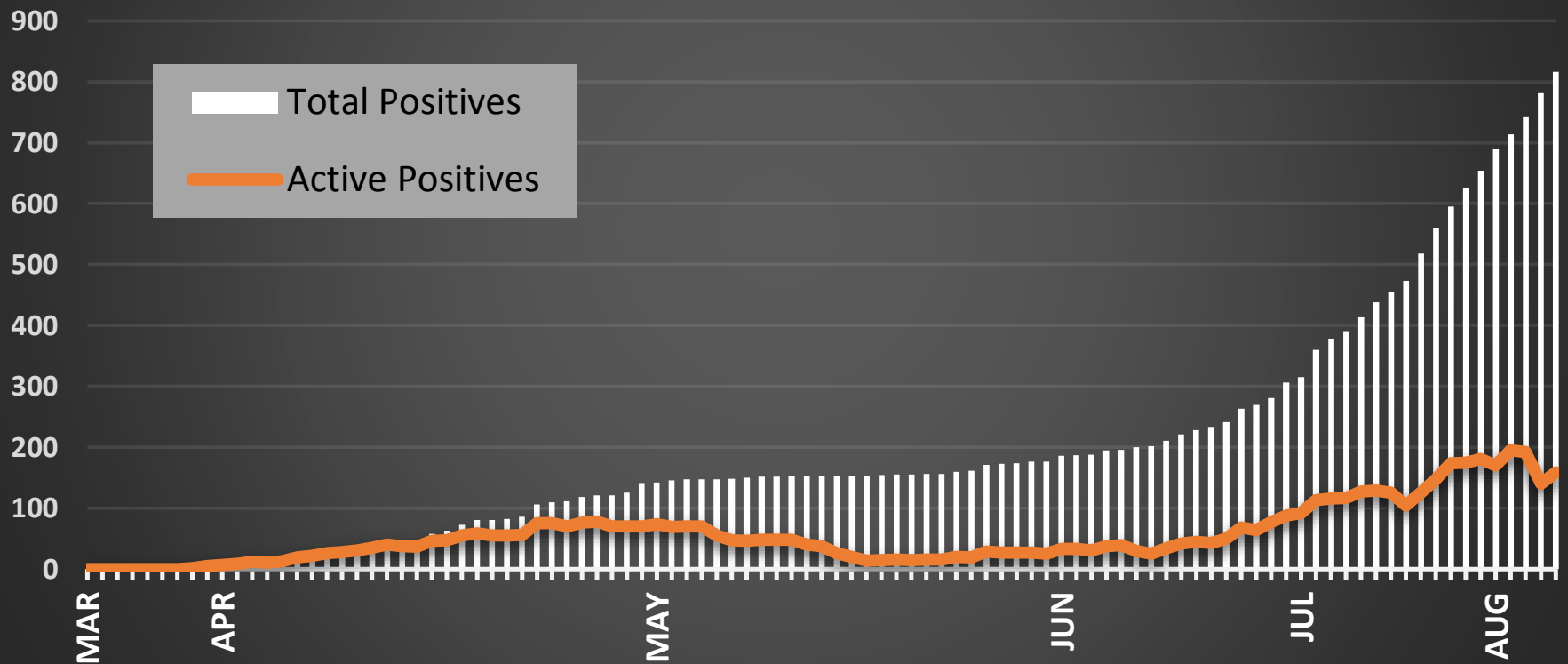
Breakdown of Positive Cases by Category

Female	429
Male	387
Ages (0-17)	72
Ages (18-24)	102
Ages (25-49)	313
Ages (50-64)	209
Ages (65+)	120
28018 (Bostic)	47
28020 (Caser)	1
28040 (Ellenboro)	57
28043 (Forest City)	259
28114 (Mooresboro)	64
28139 (Rutherfordton)	275
28160 (Spindale)	77
28167 (Union Mills)	22
28746 (Lake Lure)	14
American Indian	2
Asian	3
Black	171
Hispanic	86
Pacific Islander	1
White	553

TOTAL VS. ACTIVE POSITIVE CASES

Rutherford County - COVID-19

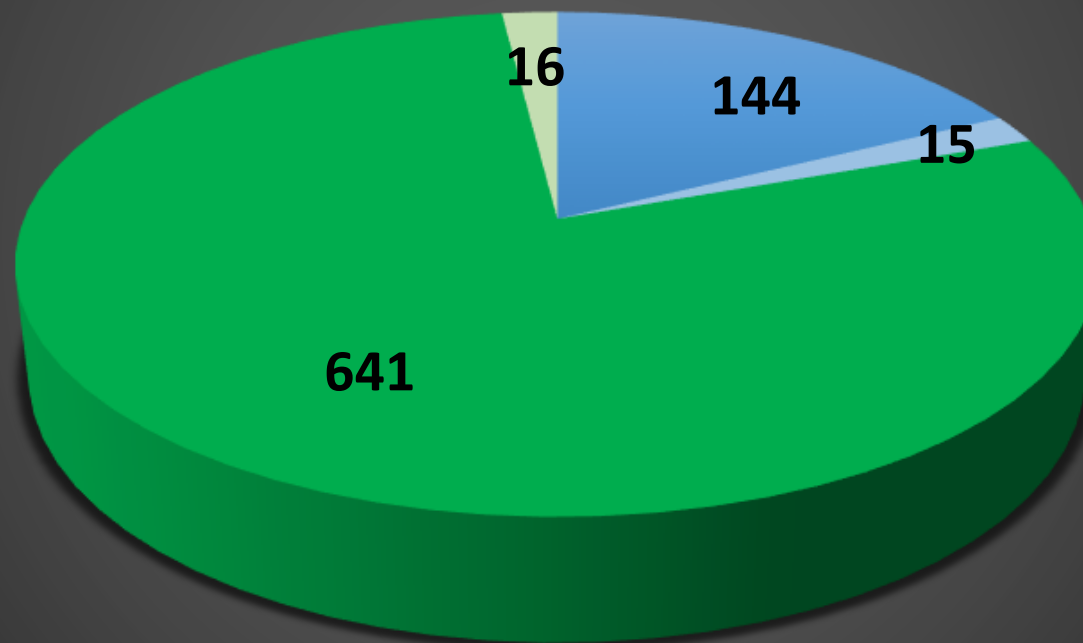
Updated: 08-12-20



STATUS OF POSITIVE CASES

Rutherford County- COVID-19

Updated: 08-12-20

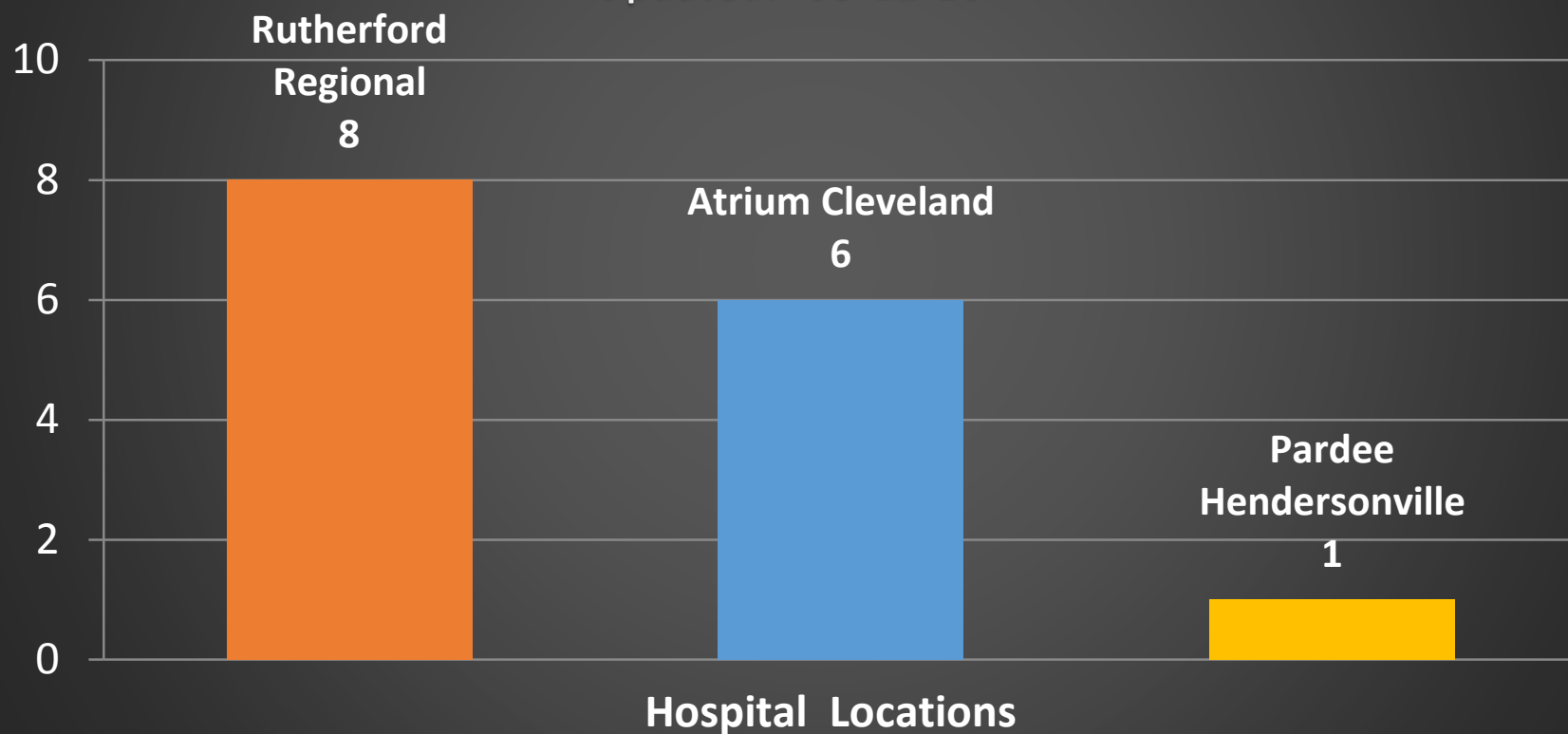


■ Quarantined ■ Hospitalized ■ Out of Quarantine ■ Deceased

CURRENT HOSPITALIZATIONS

Rutherford County- COVID-19

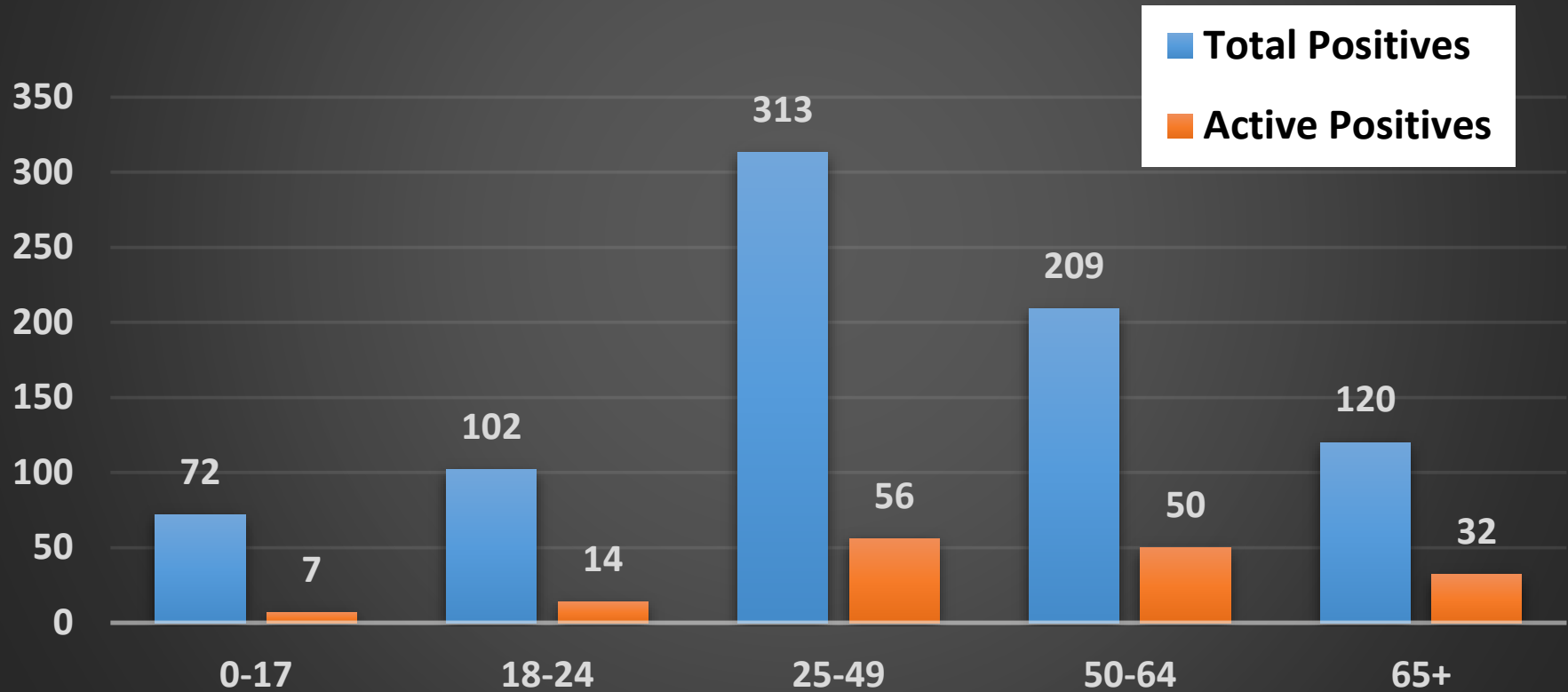
Updated: 08-12-20



AGE RANGES

Rutherford County- COVID-19

Updated: 08-12-20



ZIP CODE DISTRIBUTION

Rutherford County- COVID-19

Updated: 08-12-20

